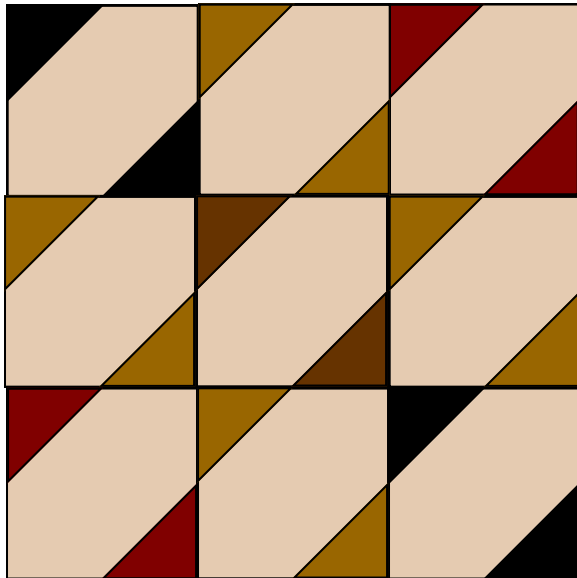


SCRAP BASKET BLOCKS-BLOCK #8

DIRECTIONS FOR 6" FINISHED-BLOCK 8 IS MADE UP OF .



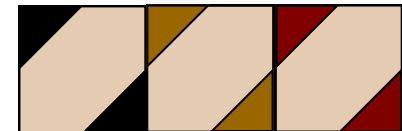
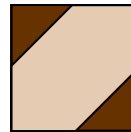



CUT 9- 2½" TAN SQUARES

CUT 18- 1½" DARK SQUARES (9 FABRICS-2-EACH)

DRAW A THIN LINE ON THE BACK OF EACH DARK 1½" SQUARE. WITH RIGHT SIDES TOGETHER PLACE A DARK SQUARE ON THE TOP LEFT CORNER. STITCH ON DRAWN LINE. REPEAT FOR BOTTOM RIGHT CORNER.

PRESS THE INSIDE TRIANGLES TO THE OUTSIDE. TRIM THE EXCESS FABRIC UNDERNEATH ¼" FROM STITCHING. REPEAT FOR ALL 9 UNITS.



SEW BLOCK TOGETHER AS FOLLOWS:

BLOCK SHOULD MEASURE 6½".

LOOK FOR MORE 6" SCRAPPY BLOCK PATTERNS.
LET'S CHALLENGE OURSELVES TO USE OUR SCRAPS!